

DELIVERING
AFFORDABLE
INNOVATION

 WWW.SRBIOERA.COM

Company profile

SR BIOERA has been a worldwide leader partnering with rapid test manufacturers since 2016. SR BIOERA has been focusing on providing affordable innovation to worldwide rapid test manufacturers. Our company built on legacy of trust, ethics and excellence quality of product as well as service. SR BIOERA is synonymous to competence and innovation in raw material and consumable manufacturing catering customer worldwide with finest quality product and simultaneously elevating the norms of paramount business values, SR BIOERA is the unparalleled leader and innovator helping multitude of companies achieve substantial growth and prosperity. SR BIOERA continues to evolve and innovate its product lines and services to meet the changing needs of the industry.

VISION

We are focused to design and develop each product as a unique blend of art, science and technology. We do believe in deliver each of our discovery at economic platform to industry.

STRATEGIC PRIORITIES

Our mission is to create high quality products and provide excellent services, as well as introduce new or expanded product lines and range in accordance with market dynamics and demands.

Range product and service excellence makes SR BIOERA a desirable regional and international business partner. The key to success is the ever-expanding network of business partnerships, as well as recognizable social responsibility.

In the coming years we plan to further our market expansion, additionally invest in research and development, and to become a competitive manufacturer in the fields of molecular diagnostics.

ESTABLISHMENT


SR BIOERA established in 2016, in Rajkot district, Gujarat state of India, and expansion of business with establishment of large scale manufacturing unit in the city of diamond known as "Surat", in Gujarat India.

OUR GLOBAL PRESENCE

"We continue to build on the strong momentum from last seven years to create high quality products and provide excellent customer service."

We manufacture products for use in IVD raw materials, plasticware, specimen collection apparatus, consumables, technical services, microbiology with a wide national and international distribution network present in over 70+ countries.

Our experience and flexibility towards the client make us a sought after business partner, which has been recognized on the global market.



CONTENT

03 Technical service

04 Machine / Equipment

09 Reagent

13 Consumables

18 Accessories



Technical service

1 LATERAL FLOW IMMUNOASSAY TECHNOLOGY TRAINING

The training service is for researchers and start-up producers who want to develop and produce. You can choose different training sessions according to your needs, or let us know your demand and target, we will estimate the possibility to realize it and give you a training scheme.

The training covers the basic lateral flow test knowledge and formulations as well as the details experiment steps to make the test kit as you specified. All the materials and reagents are all from us.

TRAINING CONTENT :

1. Lateral flow test kit knowledge
2. Lateral flow test materials screening and treatment
3. Nano Particle Selection
4. Experiment design and validation
5. Scale up manufacturing

2 TECHNOLOGY TRANSFER

Our technology transfer contains training, knowledge, and document for practical small to large-scale production systematic management.

CONTENT INCLUDES BUT IS NOT LIMITED TO THE FOLLOWING :

1. Factory layout and equipment configuration
2. Materials Selection and outsourcing
3. Production SOP, QC, and process control
4. Validation method
5. QA process
6. Certification procedure

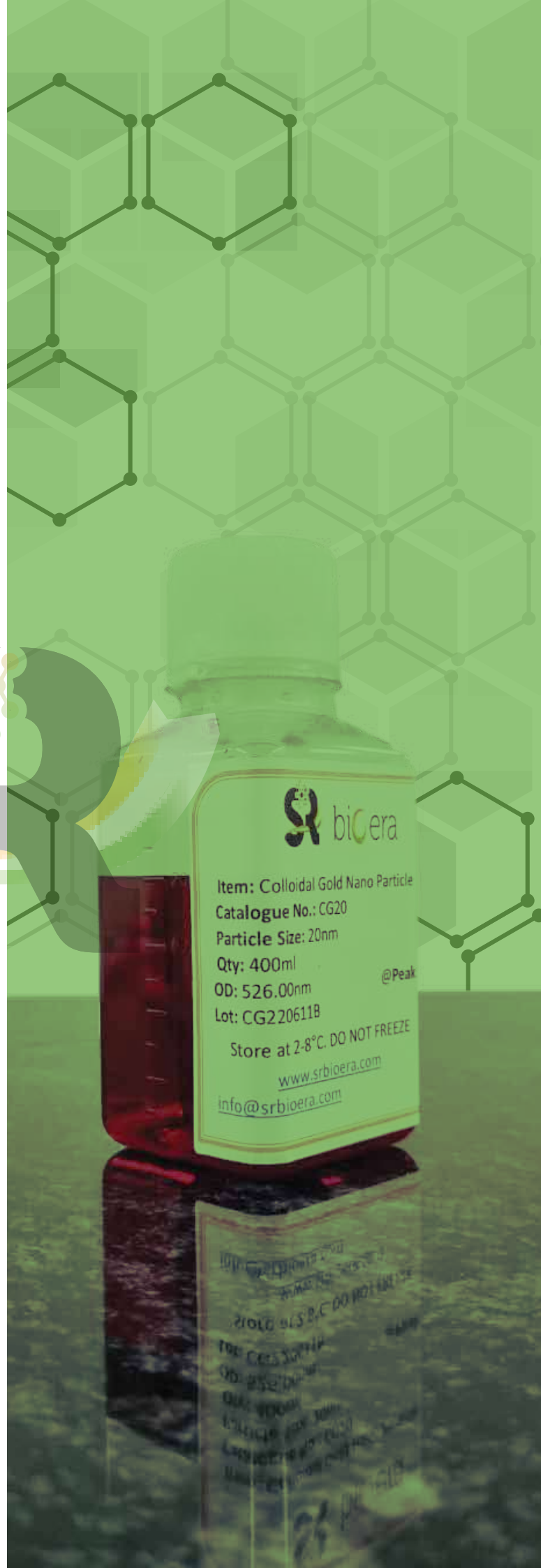
3 OEM SERVICE

An OEM (Original Equipment Manufacturer) builds a customer's product that is fully designed by that customer and then contracted out to produce.

As a leading supplier in the research, diagnostic and biotech markets, we provide access to some of the most advanced research technologies and protocols available. We can offer extensive research services in-vitro disciplines to help you get results. we also offer contract base manufacturing service for rapid test and assay development.

The main advantage of an OEM is that the customer retains total creative control over the design.

We offer comprehensive and customizable Market Expansion Services along the entire value chain, from sourcing to after-sales services.



Machine / Equipment


1 GUILLOTINE STRIP CUTTER / RAPID TEST STRIP CUTTER

APPLICATION :

The Guillotine Cutter is equipped with a high-end brand stepper motor that can precisely cut a wide variety of diagnostic test strips and urine test strip products into small individual test strips with high-speed accuracy and finest edge cutting technology.

PRODUCT FEATURES :

1. Quick Stop and Start one-button control
2. Special cutting module structure design, the upper blade and the lower blade touching properly without any gap
WHICH CAN ENSURE: [1] Precisely cut the strip perfectly with clean edge
 [2] Simple to dismantle and change the blade without any complicated adjustment
 [3] Stable running, no parts will become loose in high intensive continuous large scale production.
 [4] Easy blade cleaning without dismantling
3. Simple calibration on operator interface
4. Safety interlock device, and blade cover
5. Blade is made of long life alloy made, sharpen or change it every 1 million cut
6. Issues alarm function, and each issue will be recorded which is checkable in the individual interface, solution will be provided immediately by the system
7. Customized button and interface available for your production convenience



MODEL	SC280A	SC300A	SC500A	SC140A
CATEGORY	LOW-SPEED	MEDIUM-SPEED	HIGH-SPEED	MEDIUM-SPEED
POWER SUPPLY	220V / 110V AC, 50 / 60HZ	220V / 110V AC, 50 / 60HZ	220V / 110V AC, 50 / 60HZ	220V / 110V AC, 50 / 60HZ
CUTTING EFFICIENCY	280 STRIPS / MIN	350 STRIPS / MIN	500 STRIPS / MIN	280 STRIPS / MIN
CUTTING PRECISION	±0.05 MM	±0.05 MM	±0.05 MM	±0.05 MM
MAXIMUM CARD WIDTH	98 MM	128 MM	128 MM	140 MM
EQUIPMENT DIMENSION	425 X 395 X 282MM	425 X 395 X 282MM	425 X 395 X 282MM	425 X 395 X 282MM
STRIP CUTTING WIDTH	0.5-8MM	0.5-10MM	0.5-10MM	0.5-10MM
USAGE	TO CUT RAPID TEST UNCUT SHEET INTO SMALL STRIP		TO CUT RAPID TEST UNCUT SHEET AND URINE STRIP UNCUT SHEET INTO SMALL STRIP	
WEIGHT	35KG		45KG	


2 AUTOMATIC SHEET CUTTER

APPLICATION :

Suitable for cutting various A4 size/ Roll type consumable materials like sample pads, and conjugate pad absorbent papers into smaller desirable widths of the sheet.

PRODUCT FEATURES :

1. Quick Stop and Start one-button control
2. Special cutting module structure design, the upper blade and the lower blade touching properly without any gap
WHICH CAN ENSURE: [1] Precisely cut the strip perfectly with clean edge
[2] Simple to dismantle and change the blade without any complicated adjustment
[3] Stable running, no parts will become loose in high intensive continuous large scale production.
[4] Easy blade cleaning without dismantling
3. Simple calibration on operator interface
4. Safety interlock device, and blade cover
5. Blade is made of long life alloy made, sharpen or change it every 1 million cut
6. Issues alarm function, and each issue will be recorded which is checkable in the individual interface, solution will be provided immediately by the system
7. Customized button and interface available for your production convenience



MODEL NO : ST280A

SPECIFICATION	PARAMETER
VOLTAGE RANGE	220V / 110V AC, 50 / 60HZ
SHEET WIDTH	300 MM
CUTTING SPEED	280 TIMES / MIN
WIDTH ADJUSTMENT	5 MM - 50 MM
MATERIAL OUTLET	LEFT
RESIDUAL WIDTH	12 MM
CUTTING PRECISION	±0.2 MM
EQUIPMENT DIMENSION	520 X 340 X 352 MM
WEIGHT	60 KG



3 CASSETTE PRESSING MACHINE

APPLICATION :

To provide secondary pressing to assemble cassette to provide uniform pressure as well as to maintain the flow of reagent and provide the optimal performance for the test strip.

PRODUCT FEATURES :

1. The pre-pressure roller is configured before the final tight configuration to ensure the upper and bottom cassette are compacted in the right position
2. The height of the roller is adjusted to meet the needs of different thicknesses of the cassette
3. Parameters can be Customize
4. The conveyor speed is adjustable stepwise
5. Customized large production line of cassette assembly is available



MODEL NO : CP550 / CP1050

SPECIFICATION	PARAMETER MODEL : CP550	PARAMETER MODEL : CP1050
POWER SUPPLY	220V / 110V AC, 50 / 60HZ	220V / 110V AC, 50 / 60HZ
OPERATING SPEED	15M / MINUTE	15M / MINUTE
CONVEYOR LENGTH	550 MM	1050 MM
CONVEYOR WIDTH	252 MM	252 MM
CASSETTE THICKNESS RANGE	4-8 MM	4-8 MM
THE HARDNESS OF RUBBER ROLLER	35 OR 55	35 OR 55
WEIGHT	25 KG	35 KG

4 REAGENT DISPENSER

APPLICATION :

The Continuous Dispenser RDCD01A is a table-top production machine specifically designed for only dispensing C/T lines on NC membrane that has laminated on the sheet format backing card. It could meet the requirements of the moderate to high volume production facility.

The convey belt is driven by a servo motor to smoothly convey the uncut sheet, A skilled operator can pass two uncut sheet without gap, thus greatly saving the use of dispensing reagent.

PRODUCT FEATURES :

1. Suit for continuous high volume dispensing production on sheet by sheet
2. Much lower defective rate,high consistent, suit for making quantitative test
3. Fixed dispensing tip module, easy to install and change
4. Micrometer heads control the Z axis lifting
5. High precision quantitative pump layout, extendable
6. Easy set-up and touchscreen operator interface
7. Micro-volume dispensing available
8. Easy to clean and maintain
9. Multiple nozzles can be customized



MODEL NO : RDCD01A

SPECIFICATION	PARAMETER
POWER SUPPLY	220V / 50HZ, 5A
POWER	350 W
VOLUME	750*400*400
WEIGHT	ABOUT 20 KG
NUMBER OF PROGRAM STORED	10
SUITABLE UNCUT SHEET WIDTH	50-120 MM
DISPENSING LENGTH	300 MM
NUMBER OF PUMPS ALLOWED	4
DISPENSING LENGTH	0.1-9.99 UL/CM
POSITIONING ACCURACY	±0.1 MM
MINIMUM LINE SPACING	3 MM
MINIMUM SOLUTION SUCK VOLUME	1 UL
SPACE ADJUSTMENT METHOD	STEPLESS ADJUSTMENT BY LEVER
PUMP VOLUME	500 UL
RECIPROCATING SPEED	50-200MM / S




5 AUTOMATIC SEALER MACHINE

APPLICATION :

SM01A is an automatic plastic film sealing machine that adopts electronic constant temperature control and automatic conveying device, can control different shapes of plastic film bags, can be used in all kinds of the packaging line, and the seal length is not limited. Sealing machines are widely used in pharmaceutical aquatic, and chemical industries. The sealing machine can seal all kinds of bags Kraft paper, fresh-keeping bag, tea bag, aluminum foil bag, shrink film, food packaging bag, etc.

PRODUCT FEATURES :

1. Long lasting heating belt
2. Has Diamond sealing wheel
3. Print Lot No. / Mfg. The date on Sealing Area



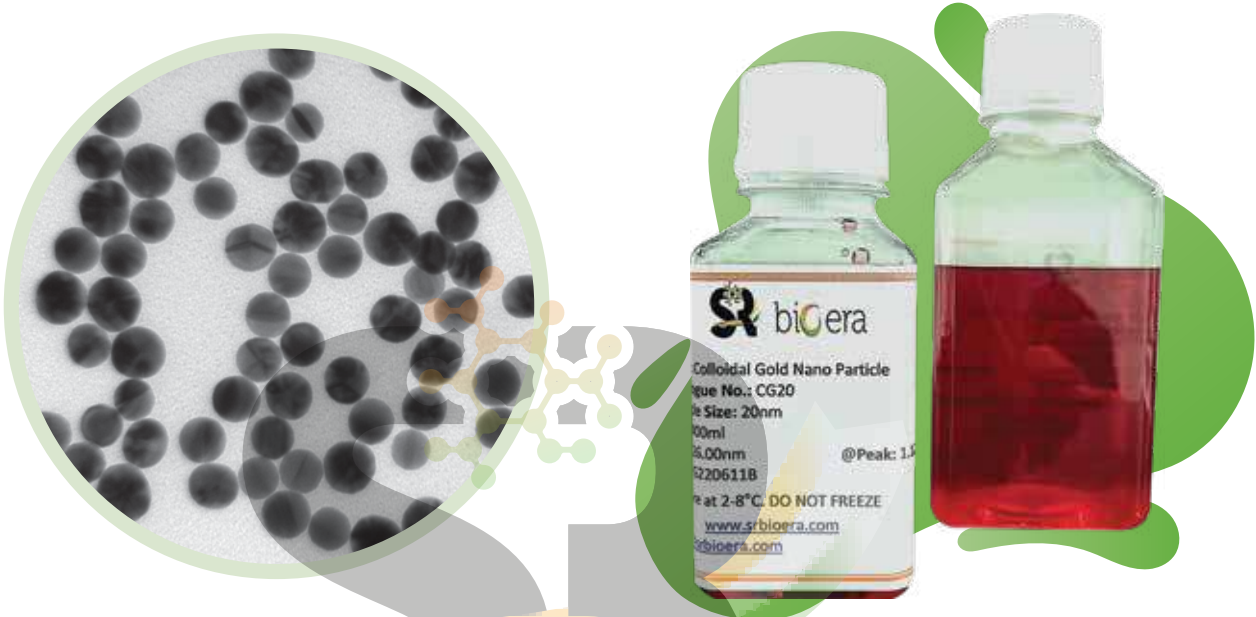
MODEL NO : SM01A

SPECIFICATION	PARAMETER
VOLTAGE	110V / 220V, 50 / 60HZ
SEALING SPEED	0-12M / MIN
SEALING WIDTH	6-15 MM
CONTROL TEMP	0-300C (ADJUSTABLE)
FILM THICKNESS	≤0.08 MM
CONVEYOR LOADING	≤5 KG
DIMENSION	840*380*320 MM
NET WEIGHT	19 KG

Reagent

1 GOLD NANOPARTICLE : GNPS SERIES

SR produces and commercializes highly spherical and stable citrate-stabilized gold colloids specifically adapted to lateral flow test format. Their unique sphericity combined with their size homogeneity and their highly contrasting ruby red color make SR Gold nanoparticle ideal for the development of rapid tests showing high sensitivity and precision.



WHY CHOOSE SR BIOERA GOLD

SR BIOERA highly spherical gold nanoparticles do not contain sharp edges particles reducing their aggregation rate and maximizing the contact surface available to immobilize a high number of antibodies. High sphericity means that all antibodies interacting with the gold surface are in the same environment with very limited steric hindrance. This makes for favorable association kinetics between antibodies and their corresponding antigen.

HIGH SENSITIVITY

SR BIOERA Gold colloids have the advantage to only present highly spherical and monodisperse particles with no odd shapes (e.g., triangles, hexagons...). All particles have the same size and morphology, so they will not bring any additional variability to your diagnostic assay.

HIGH PRECISION

Using SR BIOERA Gold, you will be sure that all antibodies immobilized on colloidal gold will remain accessible for antigen binding. Using less costly antibody will allow substantial economies. In addition, our high-scale manufacturing units ensure you to benefit from highly competitive pricing while offering improved quality gold particles.

ECONOMY

Considering the excellent monodispersity and the truly spherical shape of our gold nanoparticles, our Gold offers unique shelf life of 24 months.

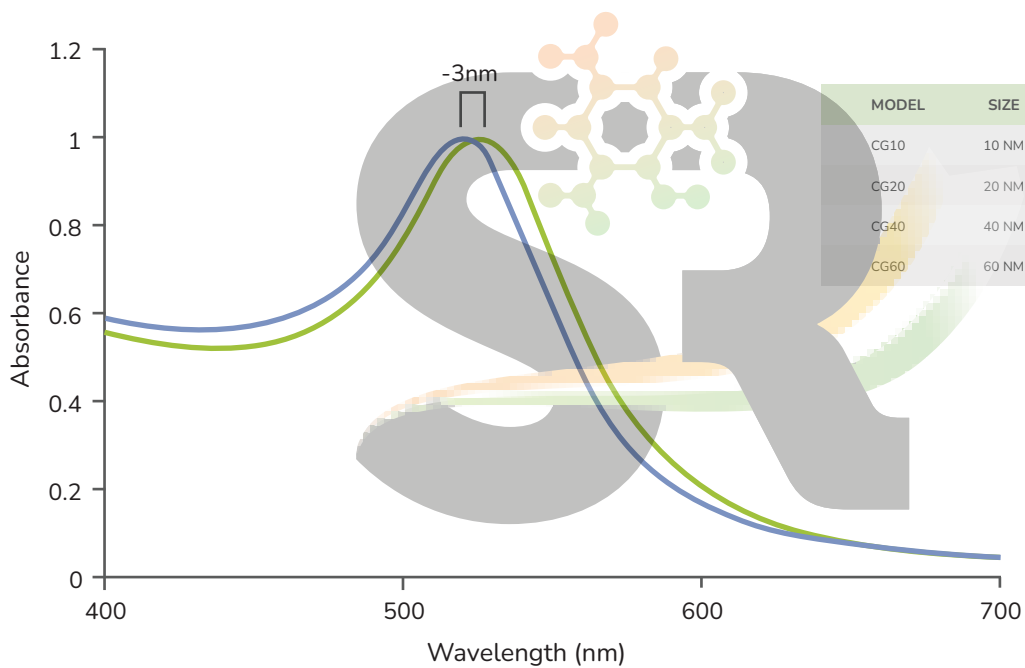
STABILITY

Well-dispersed and stable gold nanospheres give ruby red color to the colloidal gold suspension. This color, synonym of high-quality gold, reveals with high contrast test and control lines on nitrocellulose membranes.

HIGH-CONTRAST

SR BIOERA Gold particles are available in different sizes for a maximum of flexibility. Single batch of gold nanoparticles are available at volumes exceeding 100 liters for reduced hands-on time linked to new batch implementation.

FLEXIBILITY



OUR PRODUCT FEATURES

	40NM GOLD COLLOIDS	20NM GOLD COLLOIDS
SIZE	40+/-3 NM	20+/-3NM
OD	8	8
SPHERICITY	98+%	99+%
ODD SHAPES PER 100 PARTICLES	≤1	≤1
CV ON PARTICLE SIZES	<14%	<15%
SUSPENSION	WATER	WATER
SINGLE BATCH SCALE	MAX. 13L	MAX. 13L
STABILITY	24 MONTHS	24 MONTHS



2 GOLD-CONJUGATES

SR offers a service of custom bioconjugation to its highly spherical 20 and 40nm citrate-stabilized gold nanoparticles. The resulting gold conjugates offer high sensitivity, precision and high stability, helping our customers to build high-performing lateral flow immunoassays. Our innovative industrial process of antibody (Biomarker) conjugation ensures a very smooth conjugation step limiting gold aggregation and allowing to reach excellent batch-to-batch reproducibility.

At SR BIOERA, we closely accompany our customers and their products toward high-scale manufacturing. For this perspective, we respect a 4 step-process :

PROCESS:

1. Definition of the product's technical specifications and list of Quality Control tests with expected performance criteria.
2. Feasibility study including optimization of the passive adsorption conjugation conditions using e.g. antibody quantities as low as 1mg. This integrates identification of best conjugation pH, blocking agent and screening of different antibody concentrations.
3. Production scale validation with three QC compliant production batches.
4. Gold conjugate production and QC release following expected performance criteria.

Our custom conjugation service also includes support in the selection and sourcing of antibodies, selection of the best nanoparticle size for your specific application, and assistance in the storage buffer optimization and post-delivery technical assistance.

OUR PRODUCT FEATURES

	40NM CUSTOM GOLD CONJUGATE	20NM CUSTOM GOLD CONJUGATE
SIZE	40±3 NM	20±3NM
CV ON PARTICLE SIZES	<14%	<15%
SPHERICITY	98+%	99+%
ODD SHAPES PER 100 PARTICLES	≤1	≤1
OPTICAL DENSITY	FROM 1 TO 100	FROM 1 TO 100
ANTIBODY LOAD	FROM VERY LOW TO SATURATION	
SUSPENSION	BORATE BUFFER OR CONJUGATE PAD COMPATIBLE	
SINGLE BATCH SCALE	MAX. 20L (OD10)	MAX. 20L (OD10)



STANDARD GOLD CONJUGATE

PRODUCT	MODEL NUMBER	OD	MOQ	PACK SIZE
Mouse IgG	GCMIgG	10	50 ML	50, 100, 250, 500 ML
Chicken IgY	GCCIgY	10	50 ML	
Alpha HCG	GCα HCG	10	50 ML	
Beta HCG	GCβ HCG	10	50 ML	
Protein A	GCPA	10	50 ML	
Protein G	GCPG	10	50 ML	
Streptavidine	GCSL	10	50 ML	
Biotine	GCLB	10	50 ML	
Avidine	GCLA	10	50 ML	
BSA	GCLB	10	50 ML	
Thyroglobulin	GCLT	10	50 ML	

3 CONJUGATION KIT : CGK01

PRODUCT
1. PH SOLUTION
2. BIOMARKER DILUTION BUFFER
3. BLOCKING BUFFER
4. GOLD DILUTION BUFFER

4 GOLD CHLORIDE SALT

MODEL NUMBER	QUANTITY (GM)
SR01GC-01	1 GM
SR01GC-05	5 GM
SR01GC-10	10 GM

5 SURFACTANT

PRODUCT NAME	MODEL NUMBER	PRODUCT DESCRIPTION
S9	SRC00101H	S9 (TETRONIC)
S17	SRC00201G	S17 (OHODASURF ON-870)

6 ESSENTIAL SOLUTION FOR YOUR LATERAL FLOW IMMUNO ASSAY

1. BAND ENHANCER: SREN-B

SR Band Enhancer improves the ionic strength and improve binding interaction of immune-complex to offer better sensitivity and darker test band.

MODEL NO. : SREN-B

SR. NO.	PACK SIZE
1	50 ML
2	100 ML
3	250 ML
4	500 ML



2. BLOCKING SOLUTION : SREL-A

SR Blocking Solution blocks the non specific sites presents on biomarker as well as also block the interference substances of Specimen (Whole Blood / Serum / Plasma / Urine / Saliva / Plant Extract) to offer the better specificity of your Immuno-chromatographic assay/ lateral flow test/ Flow Through Test.

MODEL NO. : SREL-A

SR. NO.	PACK SIZE
1	50 ML
2	100 ML
3	250 ML
4	500 ML



3. FLOW ENHANCER : SREN-F

SR Flow Enhancer increase the viscosity of your immuno-complex solution to provide better reaction time and unique surfactant increases the hydrophilicity of your Nitrocellulose Membrane for better and maintain flow of your Immuno-chromatographic assay/ lateral flow test/ Flow Through Test thorough out 2 years of shelf life for your Immuno-chromatographic assay/ lateral flow test/ Flow Through Test.

MODEL NO. : SREN-F

SR. NO.	PACK SIZE
1	50 ML
2	100 ML
3	250 ML
4	500 ML



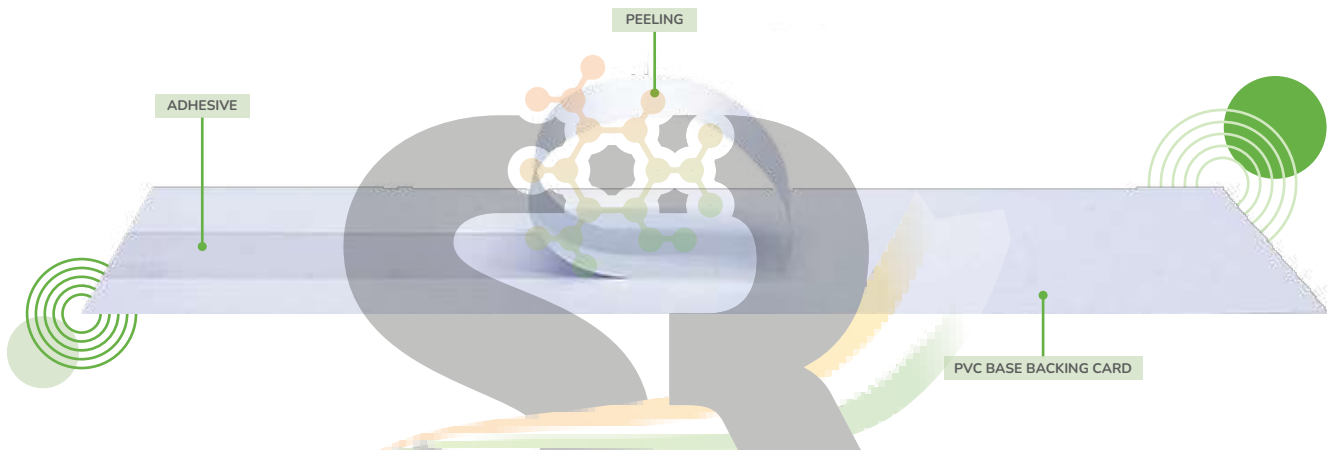
Consumables

1 PLASTIC BACKING CARD

APPLICATION :

Backing cards for lateral flow rapid diagnostic test kit is usually made of PS orPVC materials with self-adhesive, with main features of good flatness, strong adhesive and ageing resistance.

Compared to the common adhesive used on the market, our adhesive is a stronger type, though only small amount of adhesive coated, 20g/square meters, whereas other backing card producers have to apply 38g/squre meters on it. As a result, it will significantly lessen the cleaning time and frequency of the strip cutter and reduce the defects, then further benefit a smooth continuous large scale production, especially those engaged a lot of automatic instruments. Our adhesive is non-reactive, non-volatile with a stable shelf-life of 2.5 years.



PVC BACKING CARD

SR. NO.	ITEM	SPECIFICATION	MODEL NUMBER
1	PVC BACKING CARD	WHITE	SRPB-A-40
2	PVC BACKING CARD	WHITE	SRPB-B-25
3	PVC BACKING CARD	WHITE	SRPB-B-40
4	PVC BACKING CARD	WHITE	SRPB-B-25
5	PVC BACKING CARD	BLACK (FLUORESCENCE IMMUNOASSAY ONLY)	BC-C-BF40
6	PVC BACKING CARD	BLACK (FLUORESCENCE IMMUNOASSAY ONLY)	BC-C-BF25
7	PVC BACKING CARD	WHITE (FLUORESCENCE IMMUNOASSAY ONLY)	BC-D-WF40
8	PVC BACKING CARD	WHITE (FLUORESCENCE IMMUNOASSAY ONLY)	BC-D-WF25
9	PVC BACKING CARD	WHITE	BC-E-PS30
10	PVC BACKING CARD	WHITE	BC-E-PS40
11	PVC BACKING CARD	WHITE	SRPB-A-30
12	PVC BACKING CARD	WHITE	SRPB-A-30

REMARK: AVAILABLE IN SHEET FORM & ROLL FORM

EXTREME LOW RATE OF COLD-FLOW CHARACTERISTIC :

It makes the backing cards very stable performance with high resistance to ageing and heat. Suitable to stick no-supported NC membrane and surfactant-treated glass fiber sample pad or conjugate pad, especially good for DOA test kit and food safety test kit.

BACKING MATERIALS	PVC	PS	PET
APPLICATION	ECONOMIC AND COMMON	LESS ABRASION TO CUTTER BLADE	HIGHER HEAT RESISTANCE
THICKNESS (MM)	0.3-0.7	0.29 / 0.41	0.30 / 0.35
ADHESIVE	SELF-ADHESIVE, SECRET-FORMULATION, CUSTOMIZABLE ACCRODING TO DIFFERENT PERFORMANCE REQUIREMENT		
COLOR	WHITE OF CUSTOMIZED		
DIMENSION	SHEET OR ROLL FORMAT, LENGTHS 100M, WIDTH FROM 3MM TO 115MM		
DIE CUT LINES	CUSTOMIZED		

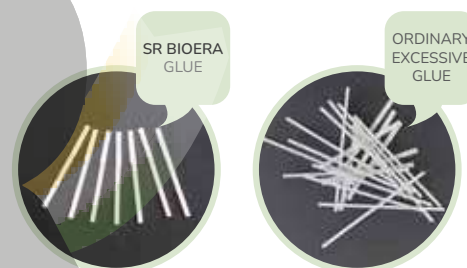
STICKINESS TEST :

Sample pad for DOA test kit (class fiber) treated by surfactant is hard to beadhered. The picture is to illustrate our glue's stickiness: laminate the sample pad on our backing card, cut it into 3mm test strip, then paste the strip on a Dia4.3cm cylinder to test its stickiness. From the picture you can see the sample pad is still firmly stucked on our backing while the other one from another company has peeled off.




EXCESSIVE GLUE TEST :

Cut the master cards into 2000 pcs test strip, grab them in hand for a while and release. Result: we have only 4strips stick to each other while the other company has 14strips stick to each other. Excessive glue will affect the efficiency of full automatic machine. Our backing card has much lower excessive glue, that's why our products are popularly used by many large-scale producers.



2 SAMPLE PAD OR GLASS FIBER

A sample pad can be used for urine, whole blood, saliva and serum specimen. This is a specially treated pad that enhances releasing capacity of your assay analytes and low retention volume of the analytes to provide you the ultra-sensitive test result.



CONJUGATE PAD

Conjugate pads can perform multiple tasks, the most important of which is the uniform transfer of detection reagents and test samples to the membrane. When the sample flows into the conjugate pad, the detection reagent dissolves, lifts the pad material, and moves into the membrane together with the sample. The important function of the conjugate pad is to deliver the test agent particles as a constant volume of sample on each test strip to the membrane.



CONJUGATE PAD/SAMPLE PAD

SR. NO.	ITEM	NOTE	THICKNESS (MM)	CLIMBING SPEED (MM/60S)	WATER-HOLDING CAPACITY (G/M ²)	MODEL	
1	SAMPLE PAD	HYDROPHOBIC, REQUIRED TREATMENT BEFORE USE	0.24-0.36	<15	400-600	GF-AA-60C	
2	SAMPLE PAD		0.32-0.48	<15	550-800	GF-AB-80C	
3	SOAKING CONJUGATE PAD	THESE FIBERS HAVE THE CHARACTERISITICS OF SMOOTH SURFACE, UNIFORM FIBER TESTURE, UNIFORM THICKNESS AND SO ON.	0.20-0.28	15-40	200-400	GF-BA-05	
4	SAMPLE PAD, CONJUGATE PAD		0.24-0.36	15-32	400-600	GF-AA-60	
5	SAMPLE PAD, CONJUGATE PAD		0.32-0.48	15-32	550-800	GF-AB-80	
6	SAMPLE PAD, CONJUGATE PAD		0.19-0.29	20-45	300-500	GF-BA-54	
7	SAMPLE PAD, CONJUGATE PAD		0.25-0.35	20-45	500-700	GF-BB-56	
8	WHOLE BLOOD FILTER PAPER		ADOPT MICRO GLASS FIBER WITH DIAMETER 0.6-3NM, WITH A GOOD HYDROPHILICITY.	0.25-0.35	30-50	400-550	GF-BS-30
9	WHOLE BLOOD FILTER PAPER			0.41-0.51	30-50	550-700	GF-BS-04
10	WHOLE BLOOD FILTER PAPER	0.45-0.55		30-50	600-800	GF-BS-05	
11	WHOLE BLOOD FILTER PAPER	-		-	-	GF-BS-35	
12	WHOLE BLOOD FILTER PAPER	-		-	-	GF-BS-35A	
13	CONJUGATE PAD	GOOD HYDROPHILLICITY AFTER HAVING TREATMENT,WELL ARRAYED,EVEBY AND FINE IN TEXTURE.FIBROUS MEMBRANE COMPONENT IS BIOLOGICAL INERT AND HAVING INFLUENCE ON NORMAL REFLECTION OF BIOACTIVATOR.	0.37-0.53	20-160	480-680	PE-AA-42	
14	SAMPLE PAD, CONJUGATE PAD (TREATMENT NOT REQUIRED)		0.18-0.26	10-40	170-270	PE-BA-87	
15	SAMPLE PAD, CONJUGATE PAD (TREATMENT NOT REQUIRED)		0.25-0.35	15-40	220-320	PE-BB-89	
16	CONJUGATE PAD	HYDROPHOBIC, REQUIRED TREATMENT BEFORE USE	0.36-0.39	14 TO 35 (SEC/4CM)	-	PE-CA-05/CT1	
17	CONJUGATE PAD		0.42-0.46	24 + 15 (SEC/4CM)	-	PE-DA-03/CT1	
18	SAMPLE PAD		0.36-0.39	14 TO 35 (SEC/4CM)	-	PE-CB-05/ST1	
19	SAMPLE PAD		0.42-0.46	24 + 15 (SEC/4CM)	-	PE-CC-05/ST2	

3 ABSORBENT PAD

These are specially treated absorbent pads made with compressed cellulose to absorb the reaction mixture of the rapid test assay and hold the reaction mixture for a longer duration of time.




ABSORBENT PAD

SR. NO.	ITEM	NOTE	THICKNESS (MM)	CLIMBING SPEED (MM/60S)	WATER-HOLDING CAPACITY (G/M2)	MODEL
1	ABSORBENT PAD	MADE UP OF PLANT FIBER VIA SPECIAL PROCESS, NO CHEMICAL ADDICTIVE AND HAVING GOOD WATER ABSORBANCE ABILITY. DIFFERENT ABSORBANCE CAPACITY, SPEED AND WEIGHT	0.30-0.40	7-15	300-450	AB-AA-81
2	ABSORBENT PAD		0.60-0.76	10-30	380-660	AB-AB-72
3	ABSORBENT PAD		-	-	-	AB-AC-03
4	ABSORBENT PAD		0.90-1.10	20-40	800-1000	AB-AD-24
5	ABSORBENT PAD		-	-	-	AB-AE-64
6	ABSORBENT PAD		0.60-0.76	40-180	380-660	AB-BA-72
7	ABSORBENT PAD		0.87-1.13	40-180	600-900	AB-BB-73
8	ABSORBENT PAD		0.66-0.73	110-133	535-557	AB-CA-72
9	ABSORBENT PAD		0.93-1.01	46-57	794-841	AB-CB-73
10	ABSORBENT PAD		-	-	-	AB-CA-10
11	ABSORBENT PAD	LFT,FT	-	-	-	AB-DA-20
12	ABSORBENT PAD		-	-	-	AB-EA-50
13	ABSORBENT PAD		-	-	-	AB-FA-15
14	ABSORBENT PAD		-	-	-	AB-GA-25
15	ABSORBENT PAD		-	-	-	AB-HA-35
16	ABSORBENT PAD		-	-	-	AB-FA-40
17	ABSORBENT PAD		-	-	-	AB-GA-65
18	ABSORBENT PAD		-	-	-	AB-HA-80

4 COVER TAPES

This cover tape is manufactured by using non-volatile, non-reactive, and stable glue which will not interfere with your assay result and provide stability to your flow of reaction mixture.



COVER TAPES

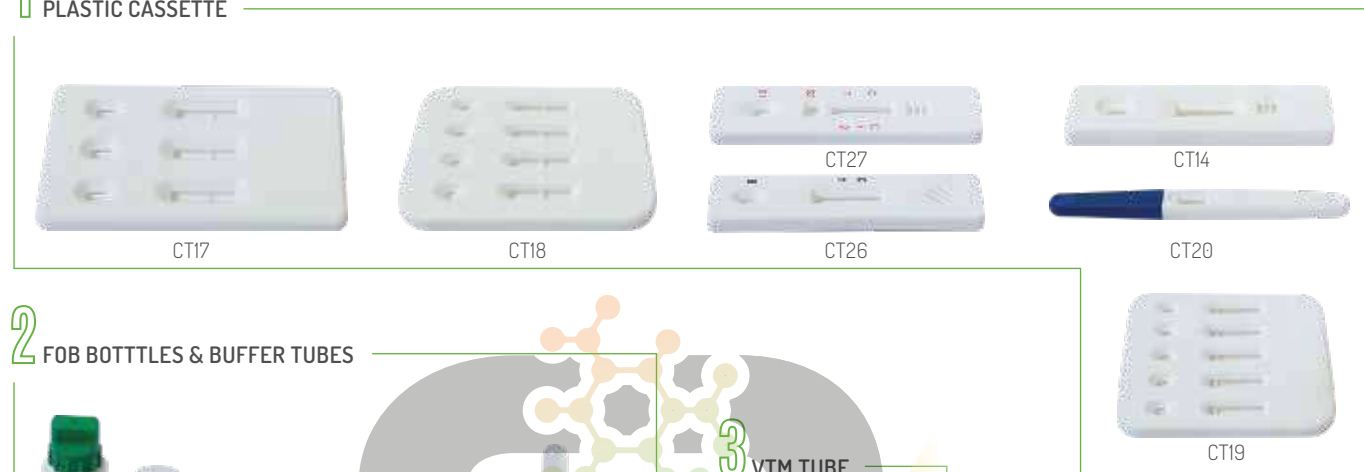
SR. NO.	ITEM	SIZE	MODEL. NO.	APPLICATION
1	ARROW TAPE STRIP	18MM X 300MM	AT-CP	CONJUGATE PAD
2	COVER TAPE STRIP	40MM X 300MM	CT-AB	ABSORBENT PAD
3	TRANSPARENT TAPE	30 MM X 300MM	TP-NC	NC MEMBRANE

Accessories

PACKAGING RAW MATERIALS FOR RAPID TEST STRIPS :

SR BIOERA provides packaging materials kit which contains plastic cassettes, FOB tubes, silica gel, silica gel tubes, aluminum foil bags, droppers, etc. Different types are available for your comparison in making rapid test strips. Bulk orders are welcome for each product.

1 PLASTIC CASSETTE



2 FOB BOTTLES & BUFFER TUBES



3 VTM TUBE



4 DROPPER

DROPPER	MODEL NUMBER	VOLUME
	D4002	34 UL
	D3002	25 UL
	D2502	23 UL
	D1020	17 UL
	D502	6 UL
	D2001	21 UL

5 OTHER





Mission

To provide excellent IVD health care product to meet human health needs.



Delivering Affordable



Global presence

World wide 330+ satisfied customers.



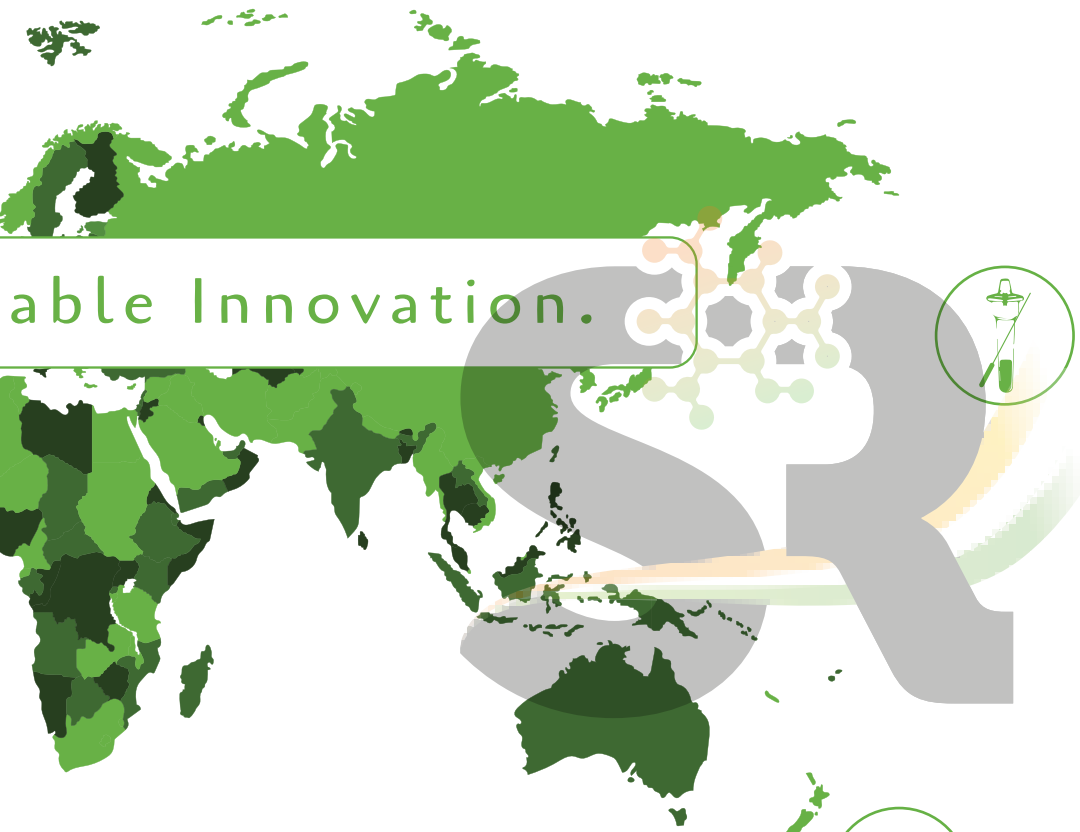
vision

To be the evergreen company in the global high-tech biotechnology industries.



Quality Policy

Utilize cutting-edge sciences with innovative thinking and reliable technology, employ an efficient but continuously monitored and improved quality system, manufacture safe and effective products to satisfy the needs of our customers and contribute to the better health of mankind.



Service

We continue to build on the strong momentum from last seven years to create high-quality products and provide excellent customer service.

BIOERA



“AFFORDABLE INNOVATION”



SR

BIOERA



“ OUR EXPERTISE IS TO DEVELOPE
ACCURATE AND RELIABLE PRODUCTS
TO IMPROVE YOUR DIAGNOSTIC ASSAY ”



PL E-30, HINDWA DREAMS,
DHORAN-PARDI, KAMREJ-
394155 SURAT, GUJARAT, INDIA.



WWW.SRBIOERA.COM



INFO@SRBIOERA.COM

